





**KEEP
CALM
BECAUSE
3rd GRADE
ROCKS**



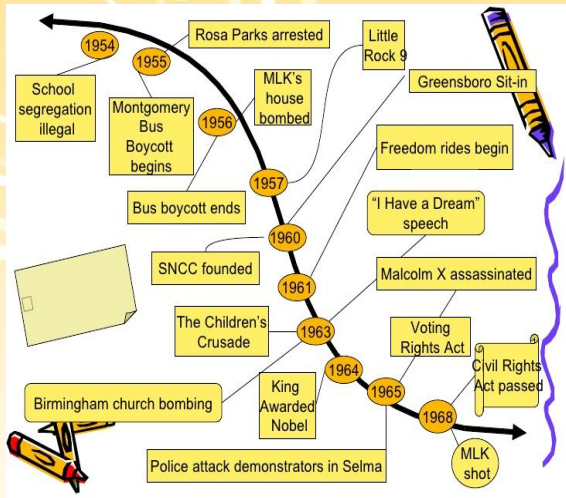
Who We Are
(Skeletal and
Muscular
Systems)



How We Organize
Ourselves
(Local Government)




Sharing the Planet
(Plant Parts and
Lifecycle)



Where We are in
Place and Time
(Civil Rights
Movement &
Women's Rights)



How the World
Works
(Movement in the
Sky)




How We Express
Ourselves
(Exploring Culture
and the impact on
communities)


Literacy with EL - Expeditionary Learning




Overcoming Learning Challenges



Adaptations and Wide World of Frogs



Exploring Literary Classics:
Peter Pan




Water Conservation

Each day, our literacy time includes...

Teacher-guided lessons that feature read-alouds, close-reading, discussion, and more.

Independent and partner practice in the ALL block.



ALL Block

Writing a Response

In your Reading Journal, write a response to these prompts:

- What challenges did Virgie have to overcome?
- What do you think is the message, lesson, or moral?

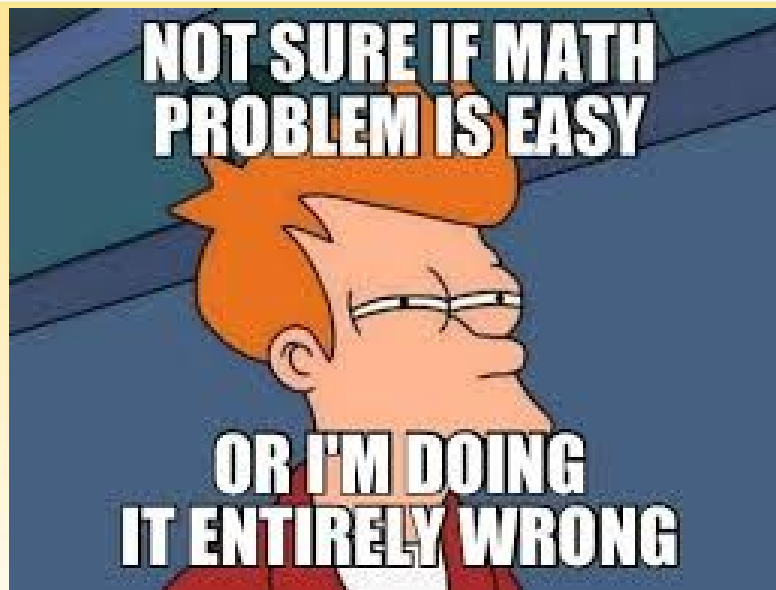


Work with your partner to complete your sketch of the IB Profile Trait. Check with Ms. T or Ms. R to get advice or get your frame for final copy.

When your frame is finished, use a computer to type the info card:

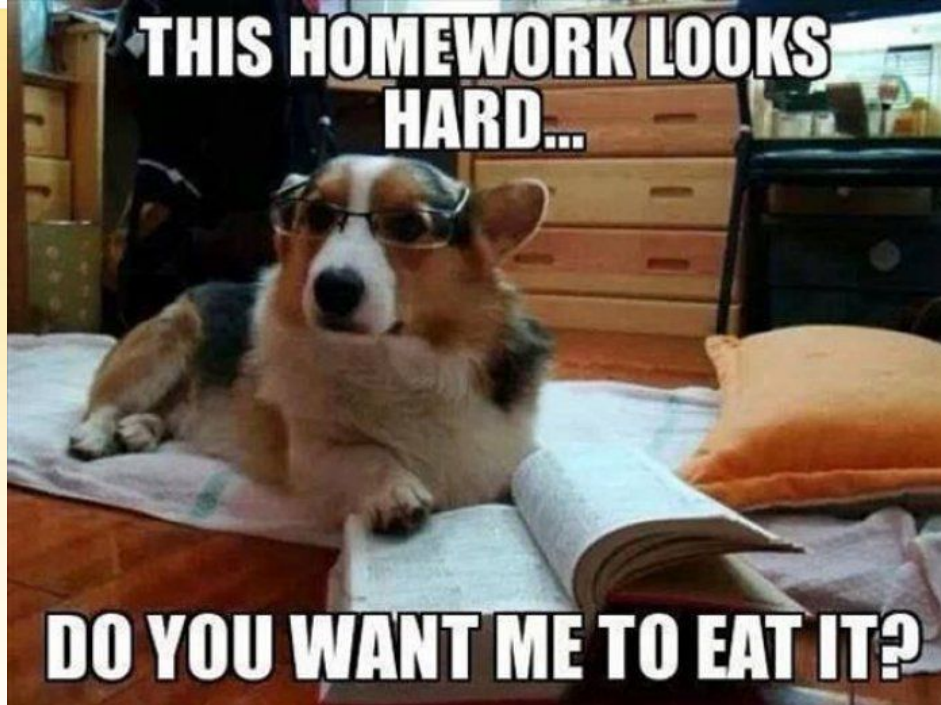
Risk Taker
by _____ and _____
This picture shows Risk Taker because...

Read Independently



Third Graders work to...

- + Understand the meaning and relationship of multiplication & division.
- + Understand and compare fractions with denominators of 2,3,4,6,8
- + Recognize, categorize, and classify 2-D shapes and find the area of rectangles and rectilinear figures.
- + Use place value of numbers to solve addition and subtraction problems and round numbers.



September Homework Opportunities

Choose from the options below. Each time you complete a task, write your name on the ticket, have a parent write their initials, and bring the ticket to school to place in the homework jar.

Remember to **read for 30 minutes each night.**

<p>Use a catalog or sales flyer to make two different wish lists that add up to about \$100.00.</p> <p>Student: _____ Parent: _____</p>	<p>Call someone special and read to them over the phone. Ask them questions about what you read.</p> <p>Student: _____ Parent: _____</p>
<p>Talk with someone in your family about this guiding question for our literacy unit: "Why are education, books, and reading important?" Ask this person to tell you what they think, or ask them to tell about a time they felt challenged as a reader.</p> <p>Student: _____ Parent: _____</p>	<p>Teach someone in your family something you learned in Math. You can make a video and share it with your teacher if you want.</p> <p>Student: _____ Parent: _____</p>
<p>Teach someone in your family how to add and subtract using expanded form.</p> <p>Student: _____ Parent: _____</p>	<p>Visit Quizlet and practice vocabulary for 15 or more minutes.</p> <p>Student: _____ Parent: _____</p>

STANDARDS-BASED LEARNING PROGRESSION

1

Developing Proficiency:

Student demonstrates progress toward initial foundational skills of the topic.



2

Approaching Grade Level Standards:

Student demonstrates proficiency on foundational skills of the topic.



3 (Target)

Meets Grade Level Standards:

Student demonstrates proficiency on all grade level skills of the topic.



4

Exceeds Grade Level Standards:

Student demonstrates understanding and performance beyond proficiency and has exceeded the standard.



Our Schedule

- × **Literacy** 9:15-11:25
- × **Lunch** 11:25- 11:55
- × **Recess** 11:55-12:25
- × **Literacy** 12:30-1:05
- × **Specials** 1:05-1:50
- × **Math** 1:55-3:00
- × **Science or Social Studies** 3:00-3:45

*Please make sure that your child is wearing clothing and shoes that are comfortable to move in and weather appropriate.



Going for the GOLD at FWES

G-Give and Earn Respect

O-Own your Actions

L-Lead By Example

D-Demonstrate Cooperation





The North Carolina EOG and BOG

- Students took the BOG yesterday. BOG is a tool used to measure students growth.
- Students typically take EOGs during the last three weeks of the school year.

AIG Testing

Wake County begins AIG identification by administering the **Cognitive Abilities Test (CogAt)**. More information will come from Diane Rowe, our AIG teacher. The **Iowa Test of Basic Skills (ITBS)** is an additional test that is administered later in the process.

HOME SCHOOL COMMUNICATION



There are many ways to stay connected throughout the school year!

- ✗ Monday Folders and emails are sent out the first day of each week.
- ✗ If your teacher has a website, check it regularly.
- ✗ Check your child's agenda nightly.
- ✗ Attend scheduled conferences.
- ✗ Follow FWES on Twitter @FWESIBPYP

Review with Kahoot!

